



Student User Guide for Course Selection Process for External programmes

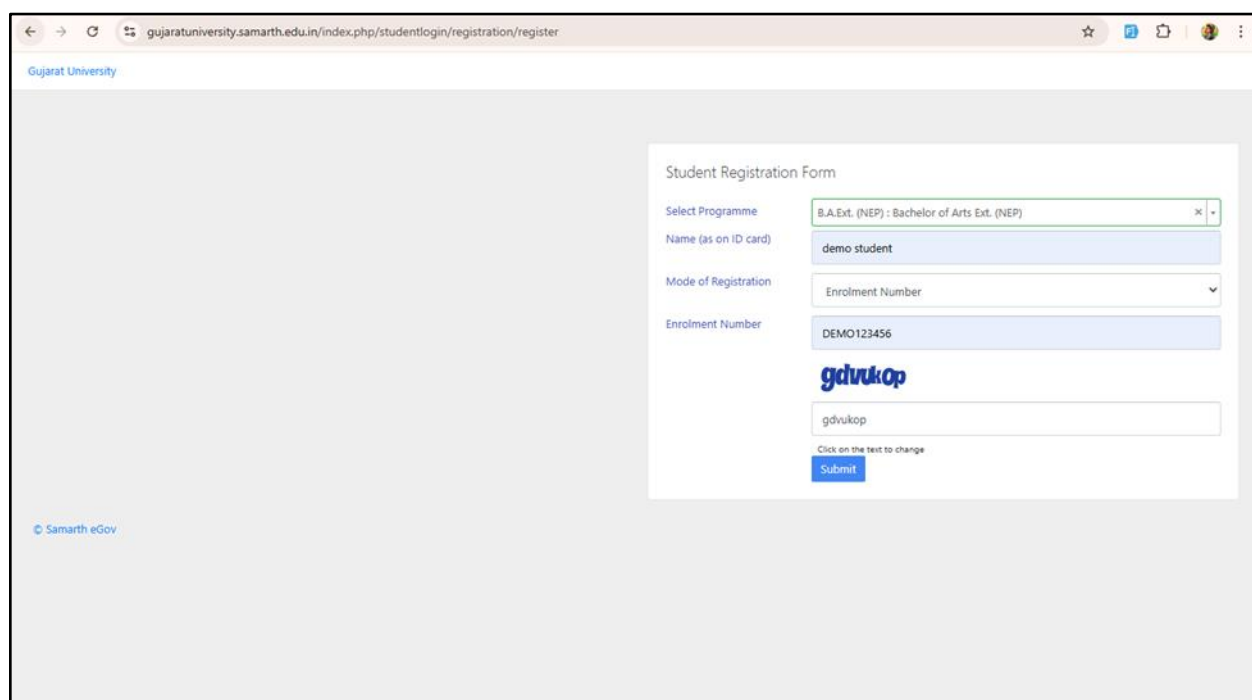
1. Registration on the Student Portal

The student must visit the [Gujarat University Student Portal](http://gujaratuniversity.samarth.edu.in/index.php/studentlogin/registration/register). After opening the portal, the student should register by entering the following details:

- **Select Programme:** The student must select the programme they have applied for during the admission process. (For e.g. Bachelor of Arts Ext. (NEP), Master of Arts (MA-EXT), Bachelor of Commerce EXT. (NEP), Master of Commerce(MCOM-EXT).
- **Name (as on ID card):** Please note that in the field “Name (as on ID Card)”, the student must enter their name as per the Aadhaar Card.
- **Mode of Registration:** Kindly select the Enrollment Number from the drop-down.
- **Enrollment Number:** Enter the Enrollment Number.

After filling in all the required details, the student must click the **Submit** button.

Once the details are submitted, the student will be prompted to **generate a password**. This password will be used to log in to the student account.



The screenshot shows a web browser window with the URL gujaratuniversity.samarth.edu.in/index.php/studentlogin/registration/register. The page displays the "Student Registration Form" with the following fields and values:

Field	Value
Select Programme	B.A.Ext. (NEP) : Bachelor of Arts Ext. (NEP)
Name (as on ID card)	demo student
Mode of Registration	Enrolment Number
Enrolment Number	DEMO123456

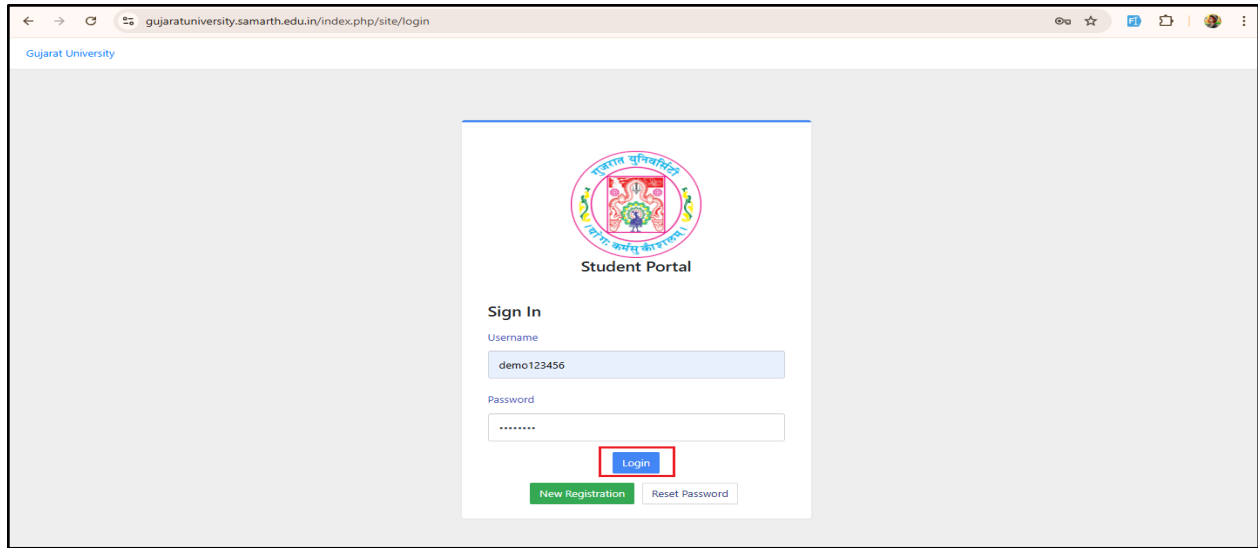
Below the form, there is a logo for "gdvukop" and a text input field containing "gdvukop". A link "Click on the text to change" is visible above a blue "Submit" button. The footer of the page includes "© Samarth eGov".

2. Logging into the Student Account

After successfully doing the registration, the student can log in to their account at the [Gujarat University Student Portal](http://gujaratuniversity.samarth.edu.in/index.php/studentlogin/registration/register) using:

- **Username:** Enrollment Number

- **Password:** The password created during registration

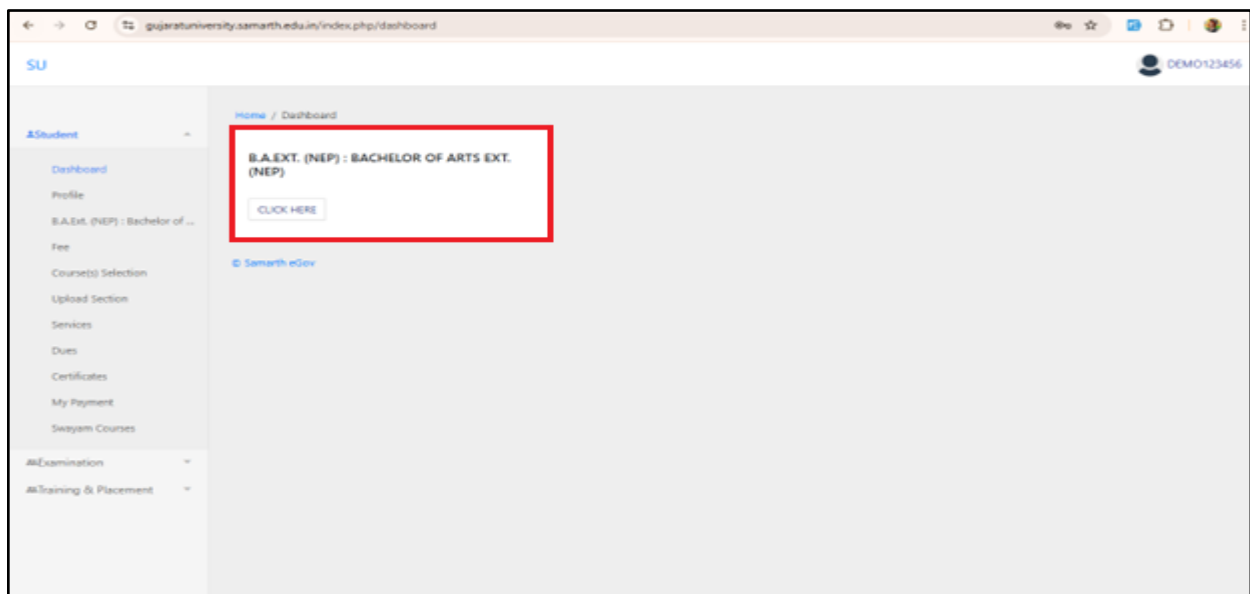


The screenshot shows the login page of the Gujarat University Student Portal. The page has a light gray background. At the top, there is a browser address bar showing the URL "gujaratuniversity.samarth.edu.in/index.php/site/login". Below the address bar, the text "Gujarat University" is displayed. In the center, there is a white box containing the university's logo, which is a circular emblem with a book and a lamp. Below the logo, the text "Student Portal" is written. Underneath, the "Sign In" section is visible, featuring a "Username" field with the value "demo123456" and a "Password" field with masked characters. A red rectangular box highlights the "Login" button, which is blue with white text. Below the login button, there are two smaller buttons: "New Registration" (green) and "Reset Password" (gray).

3. Dashboard Overview

After logging in successfully, the student will be redirected to the **Dashboard** of the student portal. Here, they can view details related to the programme for which they have registered and need to complete the course selection.

To proceed with the course selection, the student must click on the “**Click Here**” option displayed for their programme.



The screenshot shows the dashboard of the Gujarat University Student Portal. The page has a light gray background. On the left, there is a sidebar menu with the following items: "Dashboard", "Profile", "B.A.Ext. (NEP) : Bachelor of ...", "Fee", "Course(s) Selection", "Upload Section", "Services", "Dues", "Certificates", "My Payment", "Swayam Courses", "All Examination", and "All Training & Placement". The main content area displays the text "B.A.EXT. (NEP) : BACHELOR OF ARTS EXT. (NEP)" in bold, followed by a red rectangular box containing the text "CLICK HERE". Below this, the text "© Samarth eGov" is visible. The top right corner of the dashboard shows the user's profile icon and the username "DEMO123456".

4. Navigating to Course Selection

After clicking “**Click Here**”, the student will be taken to the Programme details page. On this page, they must click on “**Click here to select your courses**” to begin the course selection process

The screenshot shows a web application interface for Gujarat University. The user is logged in as 'DEMO123456'. The page title is 'B.A.Ext. (NEP) : Bachelor of Arts Ext. (NEP)'. The left sidebar contains links for 'Student', 'Programme', 'Course Selection', and 'History Course Selection'. The main content area displays student details: Name (demo student), Enrolment Number (DEMO123456), Organizational unit (555: External Department), Level (BACHELOR), Examination Roll Number (DEMO123456), Delivery Mode (Face to face), and Admission (Year-Cycle) (2025-JULY). Below this, there is a section for 'ABC ID' with a red warning message: '!! Action required click here to link/create your ABC Account'. At the bottom, there is a button labeled 'Click here to select your courses' which is highlighted with a red box.

Name	demo student	Enrolment Number	DEMO123456	Organizational unit (Department of University)	555: External Department
Level	BACHELOR	Examination Roll Number	DEMO123456	Delivery Mode	Face to face
Admission (Year-Cycle)	2025-JULY				

ABC ID !! Action required click here to link/create your ABC Account Eligibility Tag Eligibility Tag Remarks

You can apply for course selection in SEMESTER 1 of B.A.Ext. (NEP) : Bachelor of Arts Ext. (NEP)

[Click here to select your courses](#)

5. Selecting Courses

On the course selection page, the student can select the required courses for their programme. After selecting all the necessary courses, the student should click on the “**Submit**” button to proceed.

The screenshot shows the 'Course registration discipline selection for Bachelor of Arts Ext. (NEP) 2025 JULY SEMESTER 1' page. The left sidebar contains links for 'Student', 'Examination', and 'Training & Placement'. The main content area displays a form for selecting major and minor disciplines. The form includes fields for 'Enrolment Number', 'Programme', 'Session', and 'Reference Number'. Below these, there is a section for 'Saved Discipline Scheme' with a dropdown menu for 'Discipline Scheme' (1 Major 1 Minor). The 'Select Major' section includes 'Select Faculty for Major' (External Department) and 'Select Major Discipline' (ENGLISH). The 'Select Minor' section includes 'Select Faculty for Minor' (External Department) and 'Select Minor Discipline' (GUJARATI). At the bottom, there is a button labeled 'Save and Continue' which is highlighted with a red box.

Enrolment Number:	DEMO123456	Programme	B.A.Ext. (NEP) : Bachelor of Arts Ext. (NEP)	Session	2025-JULY	Reference Number : 1
Saved Discipline Scheme : 1 Major 1 Minor		Saved Discipline Details Discipline 1 (MAJOR/External Department): ECONOMICS Discipline 2 (MINOR/External Department): HINDI Discipline 3 (MINOR/External Department): Statistics		OU (Department of University) 555: External Department		

Discipline Scheme 1 Major 1 Minor

Select Major:

Select Faculty for Major External Department

Select Major Discipline ENGLISH

Select Minor:

Select Faculty for Minor External Department

Select Minor Discipline GUJARATI

[Save and Continue](#)



SU
DEMO123456

- Student
- Examination
- Training & Placement

Course Selection Section

Enrolment Number:	DEMO123456	Programme:	B.A.Ext. (NEP) : Bachelor of Arts Ext. (NEP)	Session:	2025-JULY	Reference Number : 1
Discipline Scheme : 1 Major 1 Minor		Discipline 1 (MAJOR/External Department): ENGLISH Discipline 2 (MINOR/External Department): GUJARATI Discipline 3 (MINOR/External Department): Statistics		Click to Update Discipline Selection		

Courses Selection for SEMESTER 1

S.No	Option Type	Course Code : Course Name (Credit)
1	AECC	S11E1 : AEC-115 Sanskrit (Panch Tantra) (2.00)
2	SEC	S11F1 : SEC-116 English (Developing English Language Skills) (2.00)
3	VAC	S11Z00 : VAC-117 IKS (Indian Knowledge System) (2.00)
4	Major Elective Course 1	Select maximum 8 credit. You have selected 8 credit, remaining selection 0 credit. <input checked="" type="checkbox"/> S11A2 : DSC-C-111 English (Foundation Studies in English Literature) (4.00) <input checked="" type="checkbox"/> S11B2 : DSC-C-112 English (Introduction to Literature and Lyric as a Form) (4.00)
5	Minor Elective Course	Select maximum 4 credit. You have selected 4 credit, remaining selection 0 credit. <input checked="" type="checkbox"/> S11C11 : DSC-M-113 A Gujarati (Chandrasahasakhyam: Premchand) (4.00)
6	MDC Elective Courses	<div style="border: 1px solid #ccc; padding: 2px;"> S11D14 : MDC-114 A Sanskrit (History of Classical Sanskrit Literature) (4.00) </div>

[Submit](#)

© Samarth eGov

6. Previewing Selected Courses

After submitting the course selection, the student will be redirected to the **Preview Page**.

Here, the student can:

- Review all the selected courses
- Make changes by clicking “**Update Course Selection**” if required

Once all course details are correct, the student can move ahead with final submission.

7. Final Submission

To complete the course selection process, the student must click the “**Submit Course Selection**” button located at the bottom of the preview page.

After that a confirmation pop-up will appear and the student must click “**OK**” to confirm.

After this, the course selection is successfully submitted from the student’s side.

Note:- Updates can only be made before the final submission. The student cannot update the course selection after the final submission.

← → ↻ 📄 gujaratuniversity.samarth.edu.in/index.php/vidhyarthi/course-selection/view?prg_id=9ec505e6e9d88baddf72e68249ca913edcc6c2995d11471fad864162b474b5a8135... 🔍 📱 🏠 👤 DEMO123456

SU

Re-Registration

Programme

Course Selection

Home / Course Selection

Course selection for B.A.Ext. (NEP) : Bachelor of Arts Ext. (NEP) [Update Course Selection](#)

Enrolment Number:	DEMO123456	Programme	B.A.Ext. (NEP) : Bachelor of Arts Ext. (NEP)	Session	2025-JULY	Reference Number : 1
Discipline Scheme : 1 Major 1 Minor	Discipline 1 (MAJOR/External Department): ENGLISH Discipline 2 (MINOR/External Department): GUJARATI Discipline 3 (MINOR/External Department): Statistics			Click to Update Discipline Selection		

Your Course Selections

S.No	Course Code	Name of Course	Credits	Term
1	S11A2	DSC-C-111 English (Foundation Studies in English Literature)	4.00	1 SEMESTER
2	S11B2	DSC-C-112 English (Introduction to Literature and Lyric as a Form)	4.00	1 SEMESTER
3	S11C11	DSC-M-113 A Gujarati (Chandrasahakhyam: Premanand)	4.00	1 SEMESTER
4	S11D14	MDC-114 A Sanskrit (History of Classical Sanskrit Literature)	4.00	1 SEMESTER
5	S11E1	AEC-115 Sanskrit (Panch Tantra)	2.00	1 SEMESTER
6	S11F1	SEC-116 English (Developing English Language Skills)	2.00	1 SEMESTER
7	S11Z00	VAC-117 IKS (Indian Knowledge System)	2.00	1 SEMESTER
Total Credit			22	

Submit your course selection

[Update Course Selection](#) [Submit course selection](#)



← → ↻ 📄 gujaratuniversity.samarth.edu.in/index.php/vidhyarthi/course-selection/view?prg_id=9ec505e6e9d88baddf72e68249ca913edcc6c2995d11471fad864162b474b5a8135... 🔍 📱 🏠 👤 DEMO123456

SU

Re-Registration

Programme

Course Selection

Course selection for B.A.Ext. (NEP) : Bachelor of Arts Ext. (NEP) [Update Course Selection](#)

Enrolment Number:	DEMO123456	Programme	B.A.Ext. (NEP) : Bachelor of Arts Ext. (NEP)	Session	2025-JULY	Reference Number : 1
Discipline Scheme : 1 Major 1 Minor	Discipline 1 (MAJOR/External Department): ENGLISH Discipline 2 (MINOR/External Department): GUJARATI Discipline 3 (MINOR/External Department): Statistics			Click to Update Discipline Selection		

Your Course Selections

S.No	Course Code	Name of Course	Credits	Term
1	S11A2	DSC-C-111 English (Foundation Studies in English Literature)	4.00	1 SEMESTER
2	S11B2	DSC-C-112 English (Introduction to Literature and Lyric as a Form)	4.00	1 SEMESTER
3	S11C11	DSC-M-113 A Gujarati (Chandrasahakhyam: Premanand)	4.00	1 SEMESTER
4	S11D14	MDC-114 A Sanskrit (History of Classical Sanskrit Literature)	4.00	1 SEMESTER
5	S11E1	AEC-115 Sanskrit (Panch Tantra)	2.00	1 SEMESTER
6	S11F1	SEC-116 English (Developing English Language Skills)	2.00	1 SEMESTER
7	S11Z00	VAC-117 IKS (Indian Knowledge System)	2.00	1 SEMESTER
Total Credit			22	

Submit your course selection

[Update Course Selection](#) [Submit course selection](#)

gujaratuniversity.samarth.edu.in says

Please check your course selection after submission no changes will be allowed Press OK to confirm or CANCEL to check/change your course selection.

[OK](#) [Cancel](#)



Once the student submits their confirmation for the Course Selection process, they will be redirected to the Dashboard page, where the system will display a pop-up message confirming the completion of the Course Selection process.

The screenshot shows a web browser window with the URL gujaratuniversity.samarth.edu.in/index.php/vidhyarthi/programme/index?id=105369e489f1b5080a204ad91805531fe635b65c4ab40826e5f9e5788fd950a250751.... The page is titled "SU" and shows a student profile for "DEMO123456".

On the left sidebar, the "Student" section is active, with "Programme" selected. The main content area shows a confirmation message: "Info! Courses submitted successfully click here". Below this, the student's details are displayed:

B.A.Ext. (NEP) : Bachelor of Arts Ext. (NEP)					
Name	demo student	Enrolment Number	DEMO123456	Organizational unit (Department of University)	SSS: External Department
Level	BACHELOR	Examination Roll Number	DEMO123456	Delivery Mode	Face to face
Admission (Year-Cycle)	2025-JULY				
ABC ID	!! Action required click here to link/create your ABC Account		Eligibility Tag	Eligibility Tag Remarks	

Below the student details, the "My Courses" section lists the following courses:

#	Code	Title	Course Category	Credits	Term	Cycle
1	511A2	DSC-C-111 English (Foundation Studies in English Literature)	MAJOR	4.00	1 SEMESTER	JULY 2025
2	511B2	DSC-C-112 English (Introduction to Literature and Lyric as a Form)	MAJOR	4.00	1 SEMESTER	JULY 2025
3	511C11	DSC-M-113 A Gujarati (Chandrasahashtyam: Premanand)	MINOR	4.00	1 SEMESTER	JULY 2025
4	511D14	MDC-114 A Sanskrit (History of Classical Sanskrit Literature)	MDC	4.00	1 SEMESTER	JULY 2025
5	511E1	AEC-115 Sanskrit (Panch Tantra)	AECC	2.00	1 SEMESTER	JULY 2025
6	511F1	SEC-116 English (Developing English Language Skills)	SEC	2.00	1 SEMESTER	JULY 2025
7	511Z00	VAC-117 IKS (Indian Knowledge System)	VAC	2.00	1 SEMESTER	JULY 2025

-----The End-----